


MaineHealth Muscle Invasive Bladder Policy

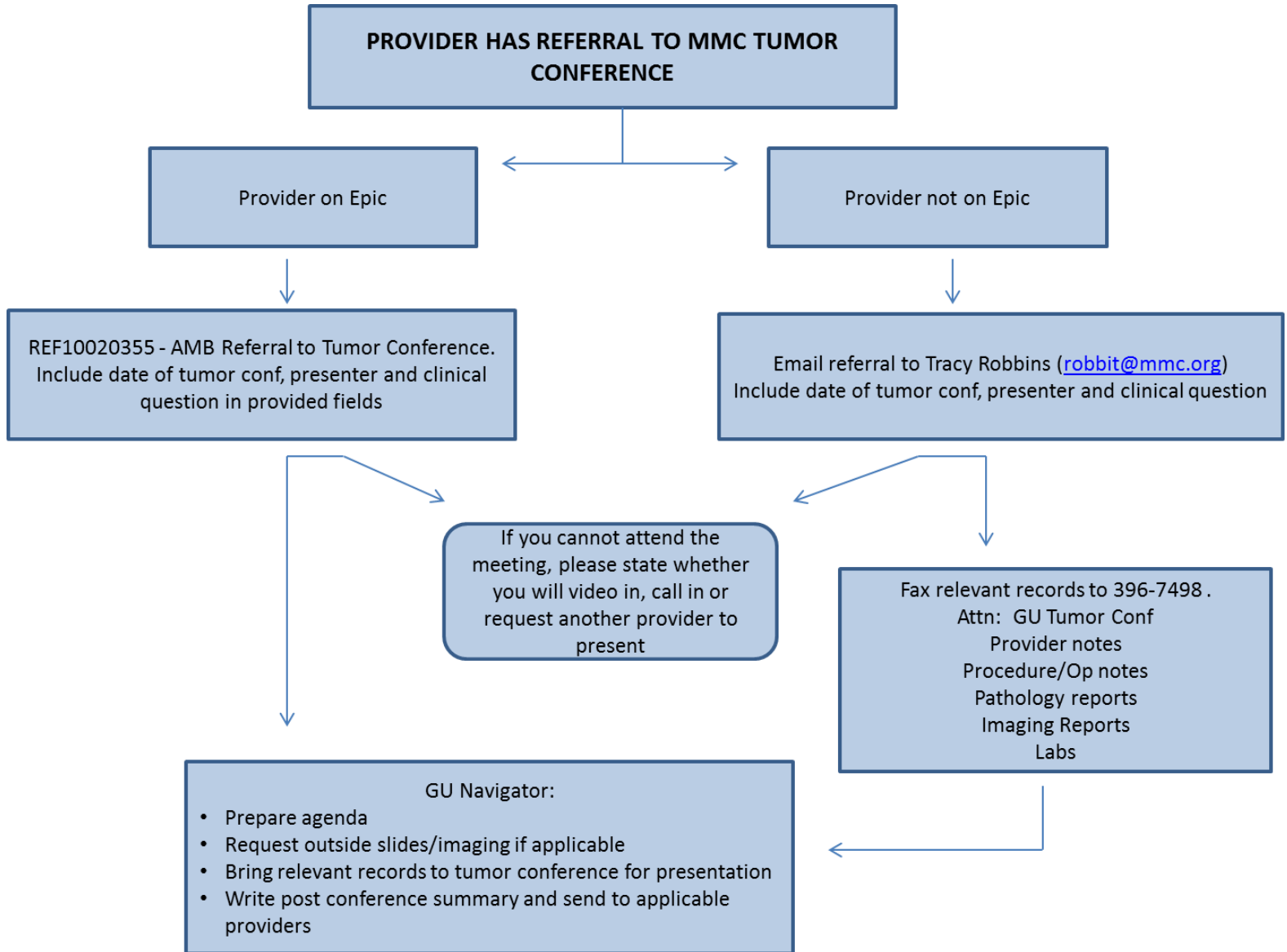
 <p>MaineHealth CANCER CARE NETWORK SUPPORTED BY THE HAROLD ALFOND[®] FOUNDATION</p>	<i>Specialty Tumor Board Referral Guideline for Muscle-Invasive Bladder Cancer</i>	
	Original Date: 4/14/16	Review Date:
	MaineHealth Genitourinary Work Group	

Prior to surgery, all muscle-invasive bladder cancer cases should be reviewed by MMC GU

Tumor Board:

- Pathology and radiology review
- Consideration of neoadjuvant chemotherapy
- Consideration of clinical trial eligibility

1. Navigator Algorithm



2. Log-In Instructions for Joining the GU Tumor Conference Through Video Conferencing

Please join the MMC.GU.Tumor.Conference at vmvidyoport.mainehealth.org from desktop or conference room:

- To join from your desktop or mobile device click the following link

<https://vmvidyoport.mainehealth.org/flex.html?roomdirect.html&key=35bAcYf8M7pkVXOSpqAWenhcdg>

-To join by smart phone or tablet – go the AppStore and down load the free VidyoMobile app.

For you or others with a MaineHealth Telehealth Vidy account enter conference number, you connect by either entering the MMC.GU.Tumor.Conference name, or 4429, in the search contacts line of the Vidy application.

- To join from a MaineHealth Video Conference Room, go into the address book to "Video External Conferences", choose "Vidy - MaineHealth", follow the prompts and enter conference number: 4429

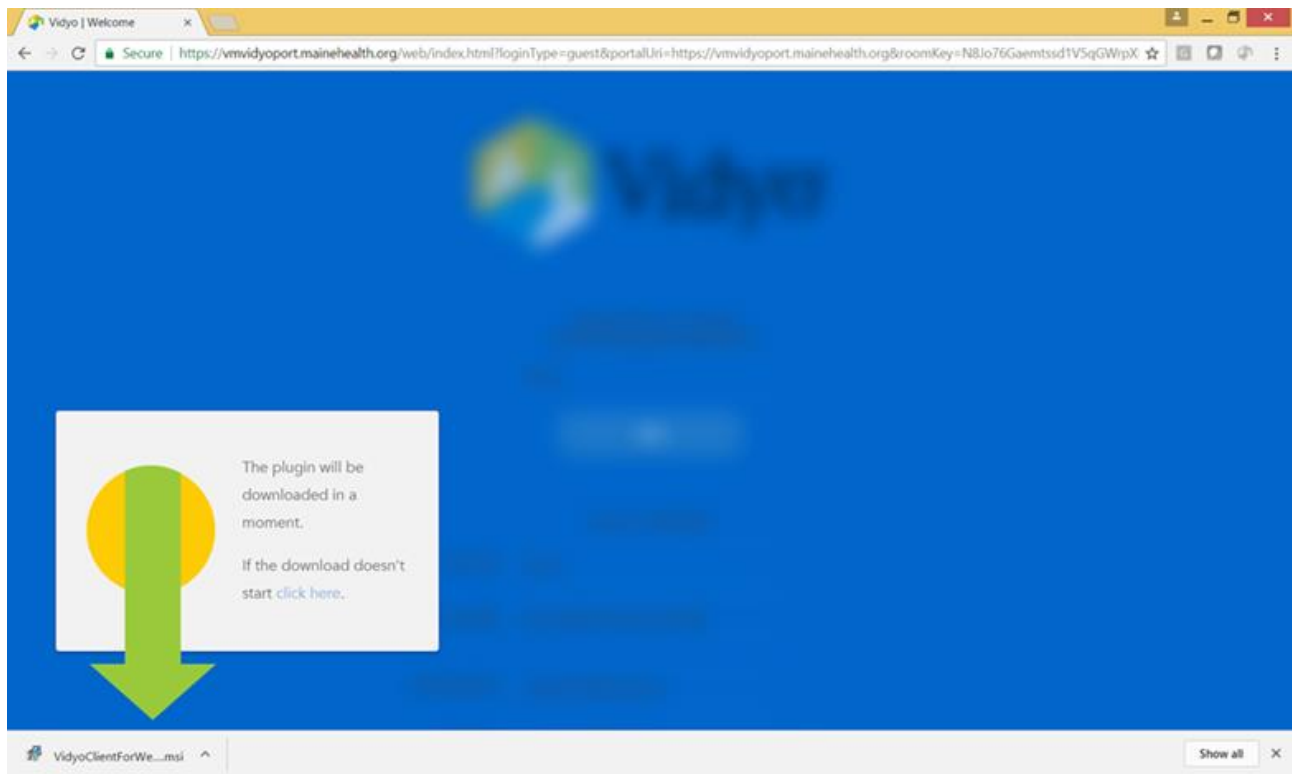
To join by phone:

Dial 207-661-6000, and enter room 4429

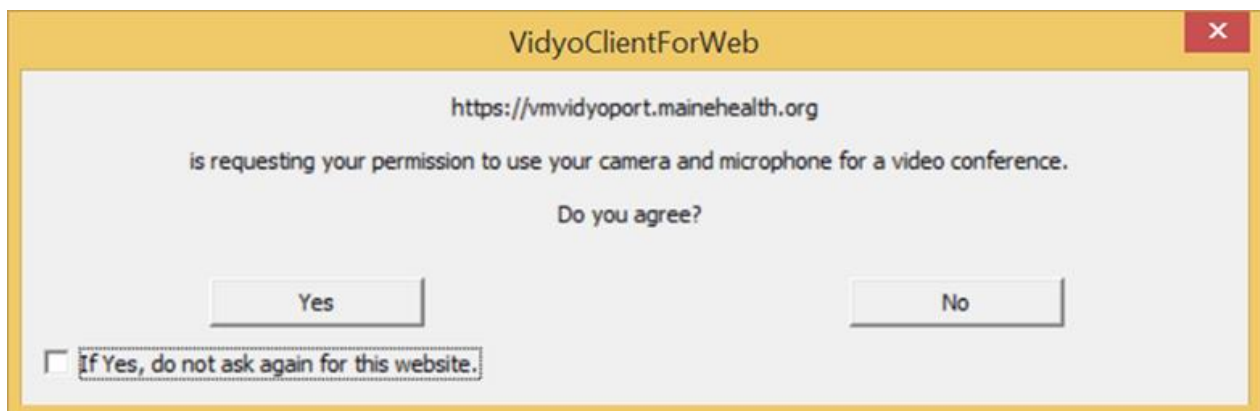
As prompted, Accept and Download Plugin

- If prompted, click run for VidyWeb-win32.....
- Click yes for permission to use your camera and microphone
- Enter name and click join

Here are some screen shots of what you should see as you launch the session from the email link:




Click yes



Enter name and click join

Vidyo | Welcome

Secure | <https://vmvidyoport.mainehealth.org/web/index.html?loginType=guest&portalUri=https://vmvidyoport.mainehealth.org&roomKey=N8Io76Gaemtsd1V5qGWpX>



Vidyo®

Please enter your name before joining the conference.

Join

Device Settings

Camera: Microsoft LifeCam Front

Video Quality: Best Quality (Recommended)

Microphone: Microphone (Realtek High Definition Au

Speaker: Speakers (Realtek High Definition Audio



At the end of the session, click on red end call icon.



Additional help related to this application:

1. You may need to check that no other application is running that uses the microphone - Skype, Facetime, etc.
2. There is a microphone icon at the bottom of the display area (red arrow) – if you click on that, it will turn red, indicating the mic has been muted. Click again to unmute.

If there are any problems call the Telehealth Help line at 207-613-1674.