




Lower GI Tumor Conference Specialty Case Review Instruction Packet

Contents

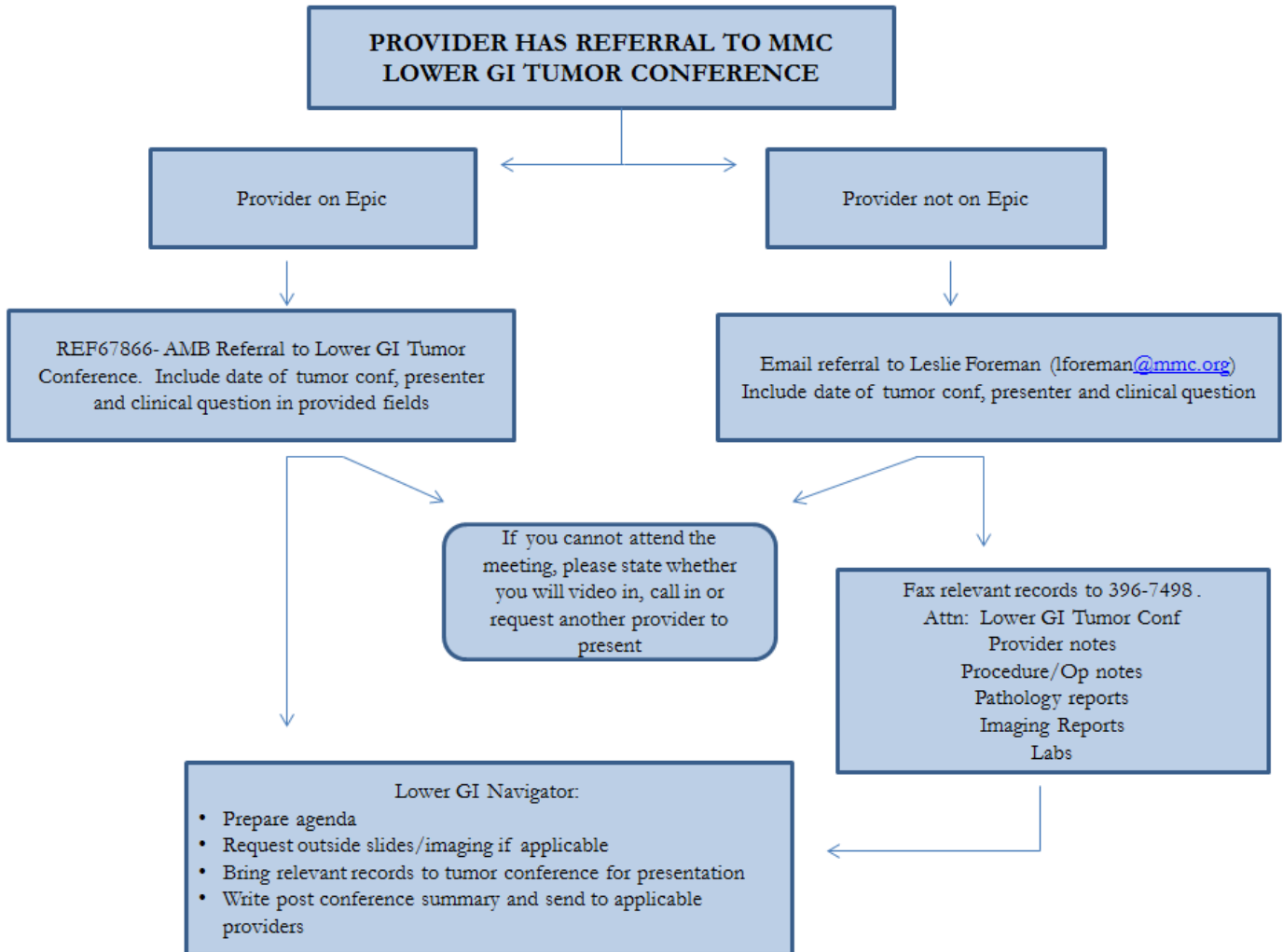
1. MaineHealth Lower GI Policy for Case Review
2. Algorithm for Referring Case to Specialty Tumor Conference
3. Log-In Instructions for Joining the Lower GI Tumor Conference Through Video Conferencing

 <p>MaineHealth CANCER CARE NETWORK <small>SUPPORTED BY</small> THE HAROLD ALFOND FOUNDATION</p>	Colorectal Guidelines for Referral MaineHealth System	
	Original Date: 11-9-15	Review Date:
	MaineHealth Colorectal Work Group	

Colorectal Guidelines for Referral

The position of the MH Colorectal Work Group is that all patients with biopsy-proven adenocarcinoma, invasive squamous cancer or carcinoid located in the rectum, rectosigmoid, low sigmoid and/or patients with evidence of metastatic colorectal cancer should be presented at a multidisciplinary tumor board (telephone, telemedicine, in person) to be reviewed/referred to a colorectal/oncologic surgeon, prior to operative treatment.

Colorectal Cancer Tumor Conference Referral Pathway





Log-In Instructions for Joining the Specialty Oncology Tumor Conferences Through Video Conferencing

Please join the MMC.Lower.GI.Tumor.conference.room at vmvidyoport.mainehealth.org from desktop or conference room:

- - To join from your desktop or mobile device click the following link <https://vmvidyoport.mainehealth.org/flex.html?roomdirect.html&key=2W0ieWgqyZ>

-To join by smart phone or tablet – go the AppStore and down load the free VidyoMobile app.

For you or others with a MaineHealth Telehealth Vidyo account enter conference number, you connect by either entering the MMC.Lower.GI.Tumor.conference.room name, or 4473, in the search contacts line of the Vidyo application.

- To join from a MaineHealth Video Conference Room, go into the address book to "Video External Conferences", choose "Vidyo - MaineHealth", follow the prompts and enter conference number: 4473

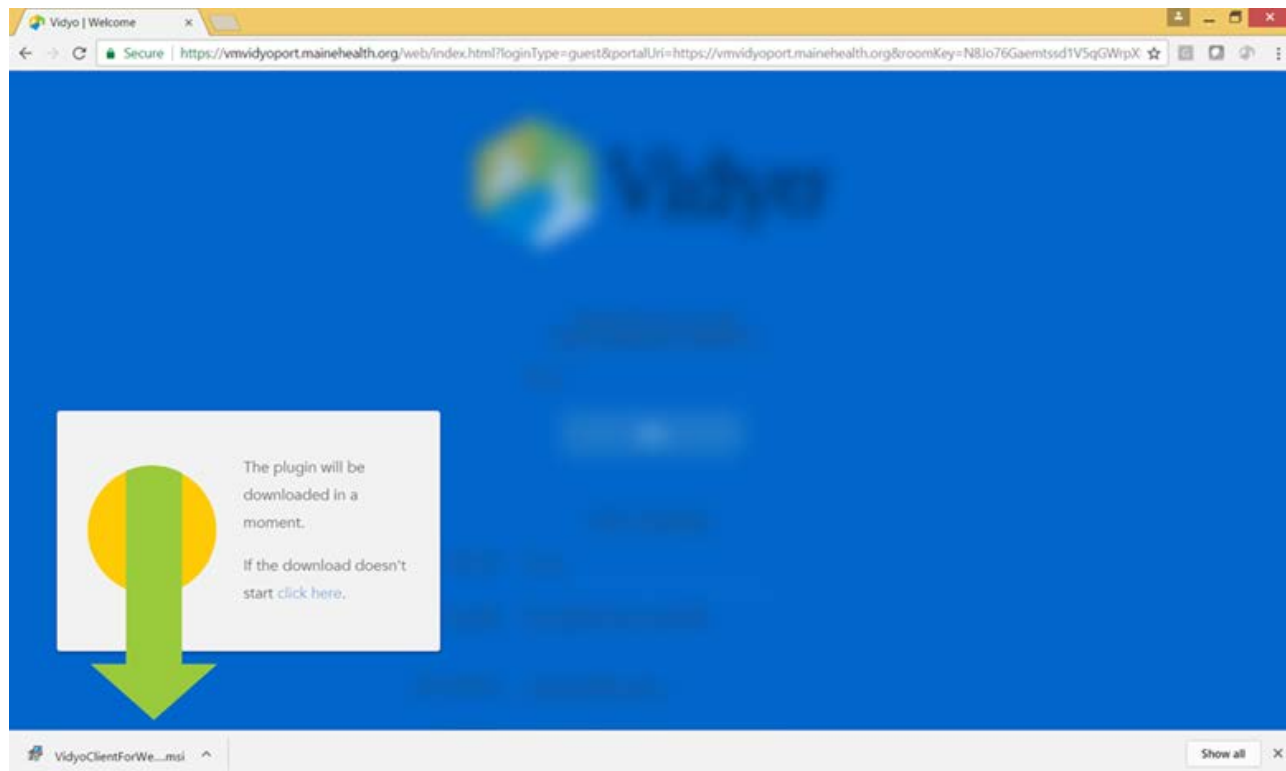
To join by phone:

Dial 207-661-6000, and enter room 4473

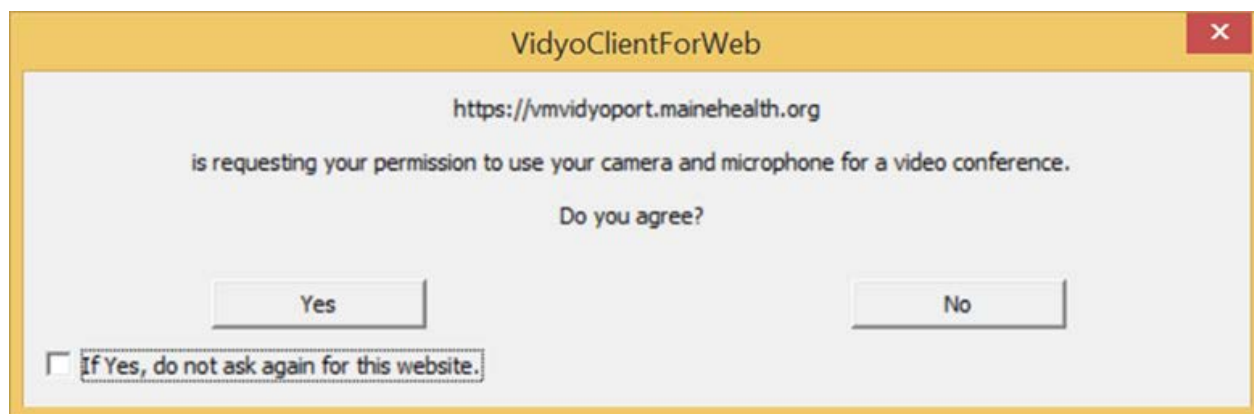
As prompted, Accept and Download Plugin

- If prompted, click run for VidyoWeb-win32.....
- Click yes for permission to use your camera and microphone
- Enter name and click join

Here are some screen shots of what you should see as you launch the session from the email link:




Click yes



Enter name and click join

Vidyo | Welcome

Secure | <https://vmvidyoport.mainehealth.org/web/index.html?loginType=guest&portalUri=https://vmvidyoport.mainehealth.org&roomKey=N8Io76Gaemtsd1V5qGWpX>



Vidyo®

Please enter your name before joining the conference.

Tom

Join

Device Settings

Camera: Microsoft LifeCam Front

Video Quality: Best Quality (Recommended)

Microphone: Microphone (Realtek High Definition Au

Speaker: Speakers (Realtek High Definition Audio



At the end of the session, click on red end call icon.



Additional help related to this application:

1. You may need to check that no other application is running that uses the microphone - Skype, Facetime, etc.
2. There is a microphone icon at the bottom of the display area (red arrow) – if you click on that, it will turn red, indicating the mic has been muted. Click again to unmute.

If there are any problems call the Telehealth Help line at 207-613-1674.